



**TauroLock™-HEP100** the catheter lock solution with antimicrobial and anticoagulant efficacy.

## Fields of Application

TauroLock™-HEP100 has been approved for instillation in all central-venous access systems. This lock solution prevents the formation of a bacterial biofilm and thereby protects patients against catheter-related infections. At the same time, it ensures a high patency rate.

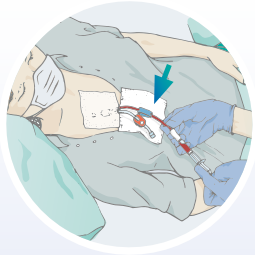
We recommend TauroLock™-HEP100 for all CVCs, PICCS and ports used in oncology and parenteral nutrition.

## Package Sizes

- single dose: ampoules of 3 ml
- (10 ampoules per box)



## Instillation Protocol Catheter Lock System

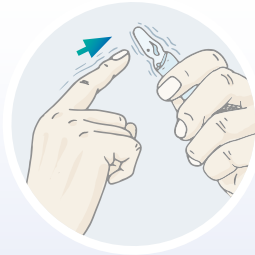


# 1

Before starting treatment, aspirate **TauroLock™-HEP100** from the catheter or port with a syringe.

Flush all lumens of the access device with 10 ml of saline using a syringe and applying the push-pause-technique.

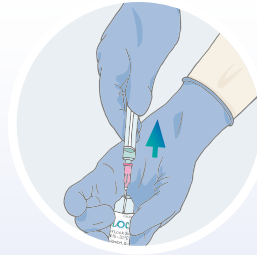
Now start with treatment.



# 2

When you have finished treatment, flush the access device with at least 10 ml saline for each lumen.

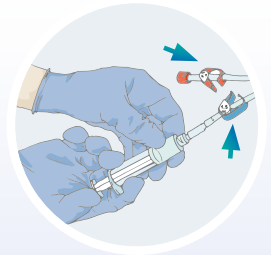
Gently tap the neck of the ampoule to remove **TauroLock™-HEP100** from the ampoule`s head.



# 3

Put the ampoule in a position so that you can see the white dot on top and break off the neck with a quick movement.

Withdraw the required volume of **TauroLock™-HEP100**, according to the catheter/ port filling volume, from the ampoule into a syringe.



# 4

For an efficient prophylaxis of infections and occlusions, slowly instill a volume of **TauroLock™-HEP100** sufficient to fill all lumens of the device entirely. Do not overinstill!

The filling volume of each lumen is indicated on the device or is available from the manufacturer of the device.

Distribution: \_\_\_\_\_

! This practical illustration does not replace the manufacturer's instruction for use.

Further information on [taurolock.com](http://taurolock.com)

